

Social Story™

My Online Drama Class with Nashville Children's Theatre

This is Nashville Children Theatre's Social Story for online drama classes. A Social Story is a tool to help improve a child's understanding of expectations during an unfamiliar event and were originally designed to support students who are neurodiverse. However, this can be a useful tool for any student who is unsure about what to expect from a new experience.

We are sharing this resource to make NCT classes inclusive for ALL students.

If you have any questions about the class, please reach out at education@nashvillect.org.



I am signed up for an online drama class with Nashville Children's Theatre. This class will take place on a device (computer, tablet, or phone) using an app called Zoom.



When I click on the Zoom meeting link, I will be in the Waiting Room by myself. I will do my best to wait for the NCT Teaching Artist to let me and my classmates into the class when they are ready. It may look similar to this image below.

Please wait, the NCT Teaching Artist will begin class shortly.



**NCT Spellbound: A Magical
Adventure - W/F 3:30pm CT**

When it's time to start class and the Teaching Artist lets me in from the waiting room, I might see a bunch of rectangles with people in them. They will all be in different places with different backgrounds. I might hear some noises as everyone is in a different space.



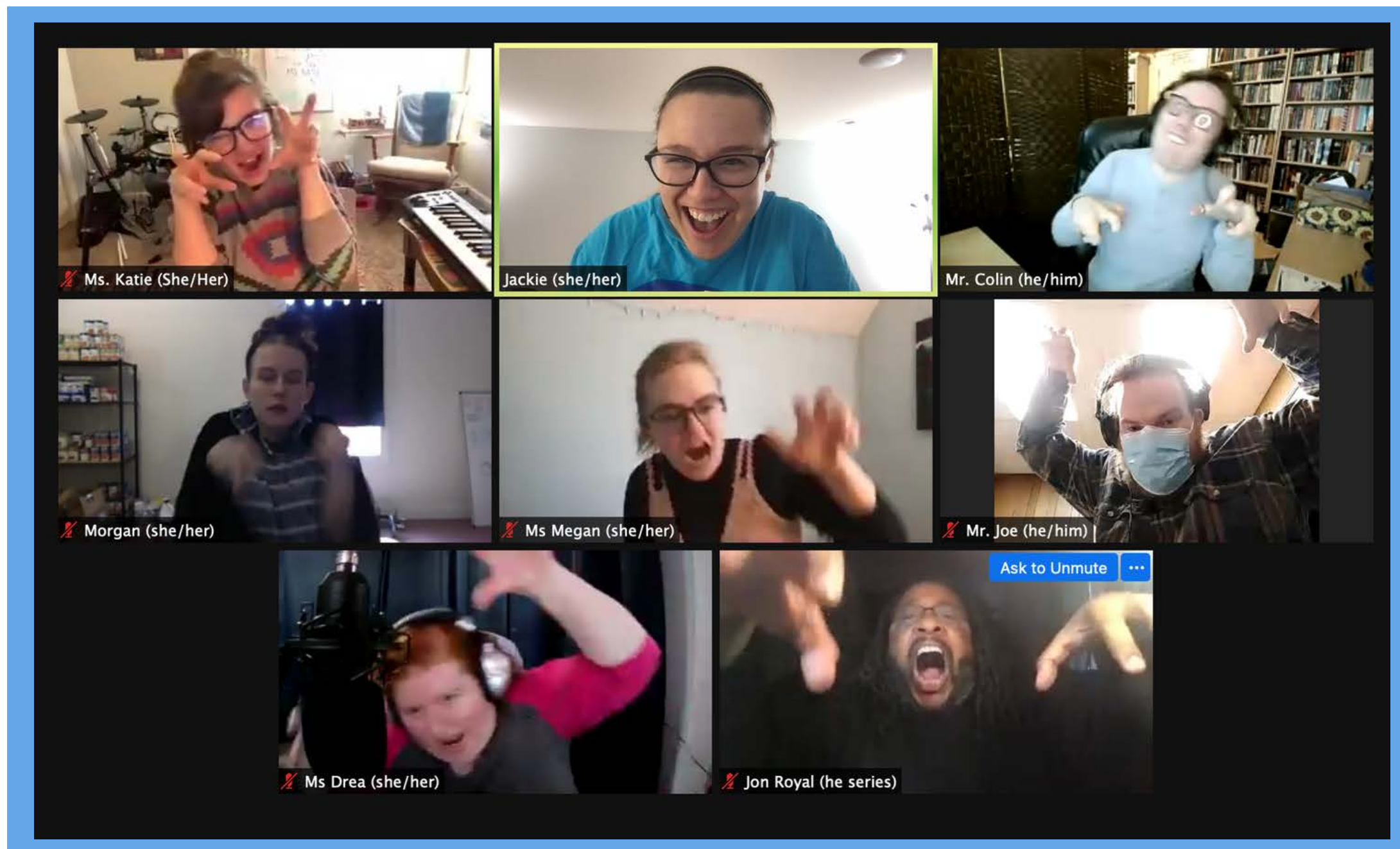
I will try to follow along with the Teaching Artist in class. The Teaching Artist leads the class and is the person in charge, just like a teacher at school. Sometimes they may use costumes, props, and puppets. There might also be sound effects and music used in class.



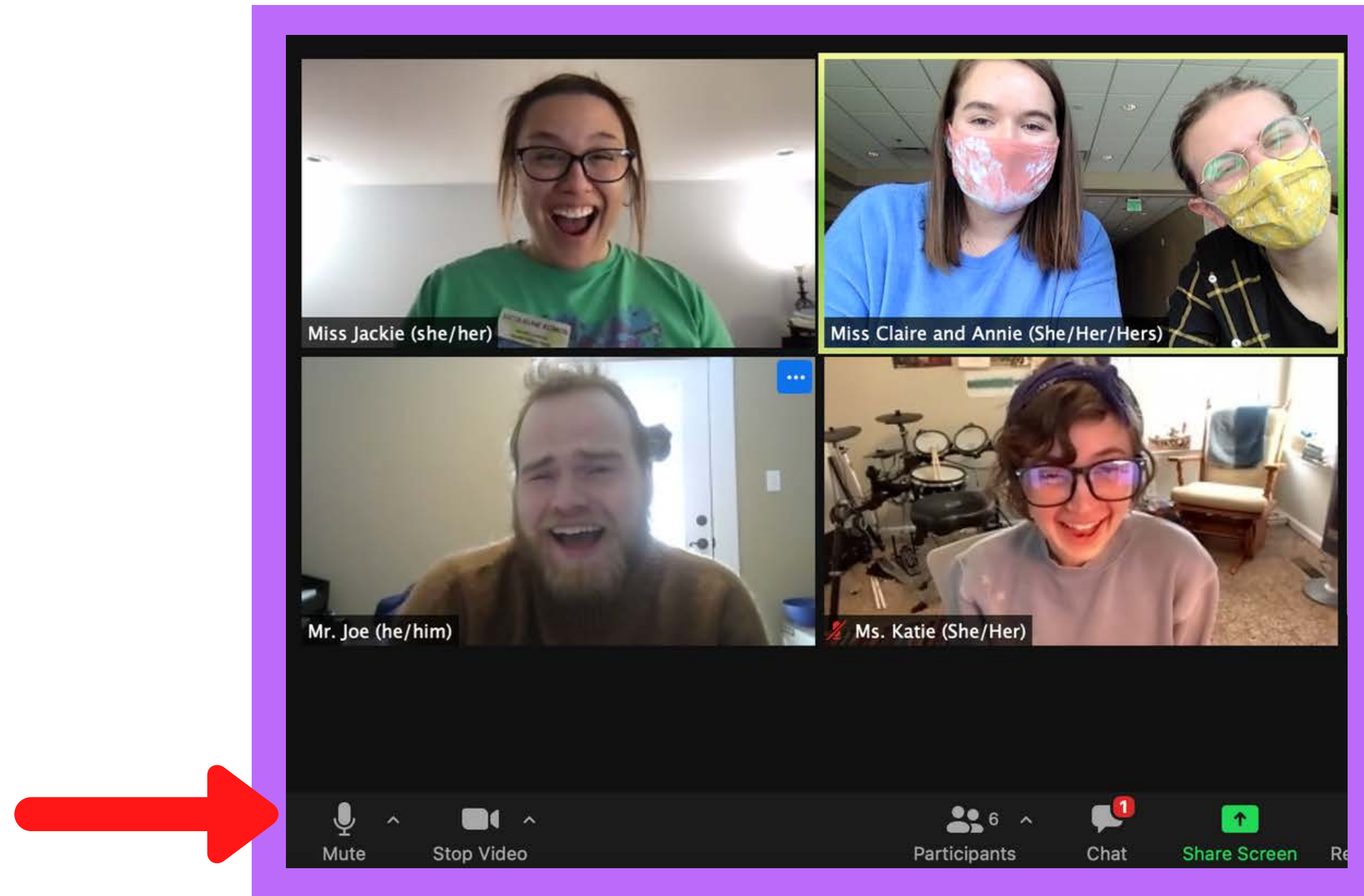
More screens might pop up as more students join the class. Sometimes there might be a screen that disappears when a student has to leave or has technical issues. The Teaching Artist and/or students might be wearing different costumes or hats.



In class, I use my imagination to pretend to go to new places and act as different characters. I will do my best to sit close to the computer screen so my Teaching Artist can hear and see me. I will strive to be in a quiet space with no distractions so I can focus on my class.



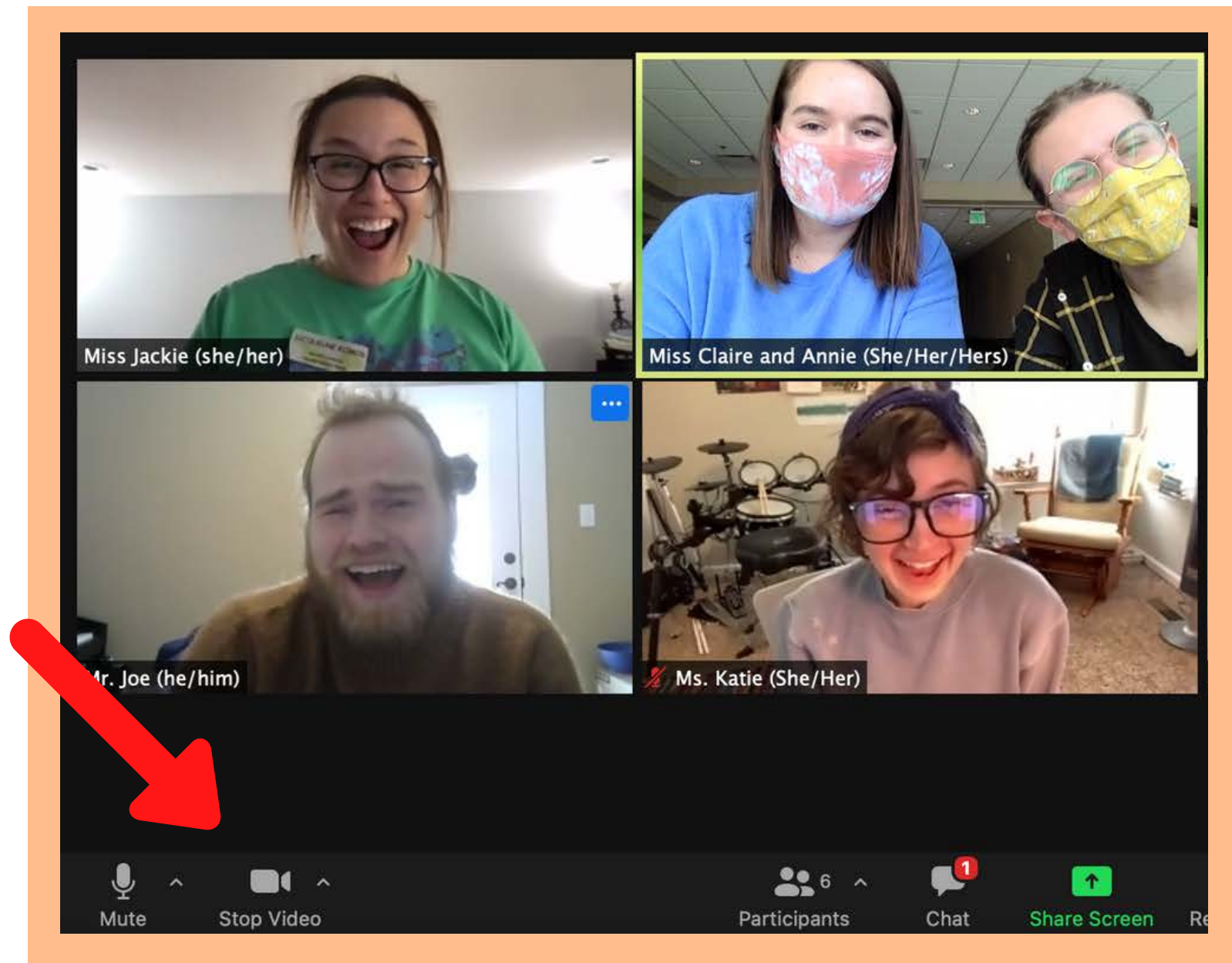
If the Teaching Artist calls on me, I can unmute myself to speak. Below the red arrow points to the button I can press. I can click this unmute button to speak and then click it again to put myself back on mute. I will try to only unmute if my Teaching Artist has called on me.



If I have a question or something to say, I can raise my hand close to the screen and wait patiently for a turn to speak. When I hear the Teaching Artist call on me, I can click the unmute button to speak and then click it again to put myself back on mute. There might be times my Teaching Artist doesn't call on me and might call on another student. It is important that everyone has an equal turn to share, and my Teaching Artist will try their best to make sure everyone gets to contribute to class equally.



My video camera will be on, allowing everyone to see my face, but I can turn it off at any time. I can laugh, I can react, and I can raise my hand if I want to say something. If there is ever a time something is too loud, I can lower the volume on my device.



There may be a time where the Teaching Artist asks me to unmute or turn my camera on. This is what that message will probably look like. I can then choose to unmute or turn my camera on or say I will start my camera later or not unmute.

The host would like you to unmute

Stay Muted

Unmute

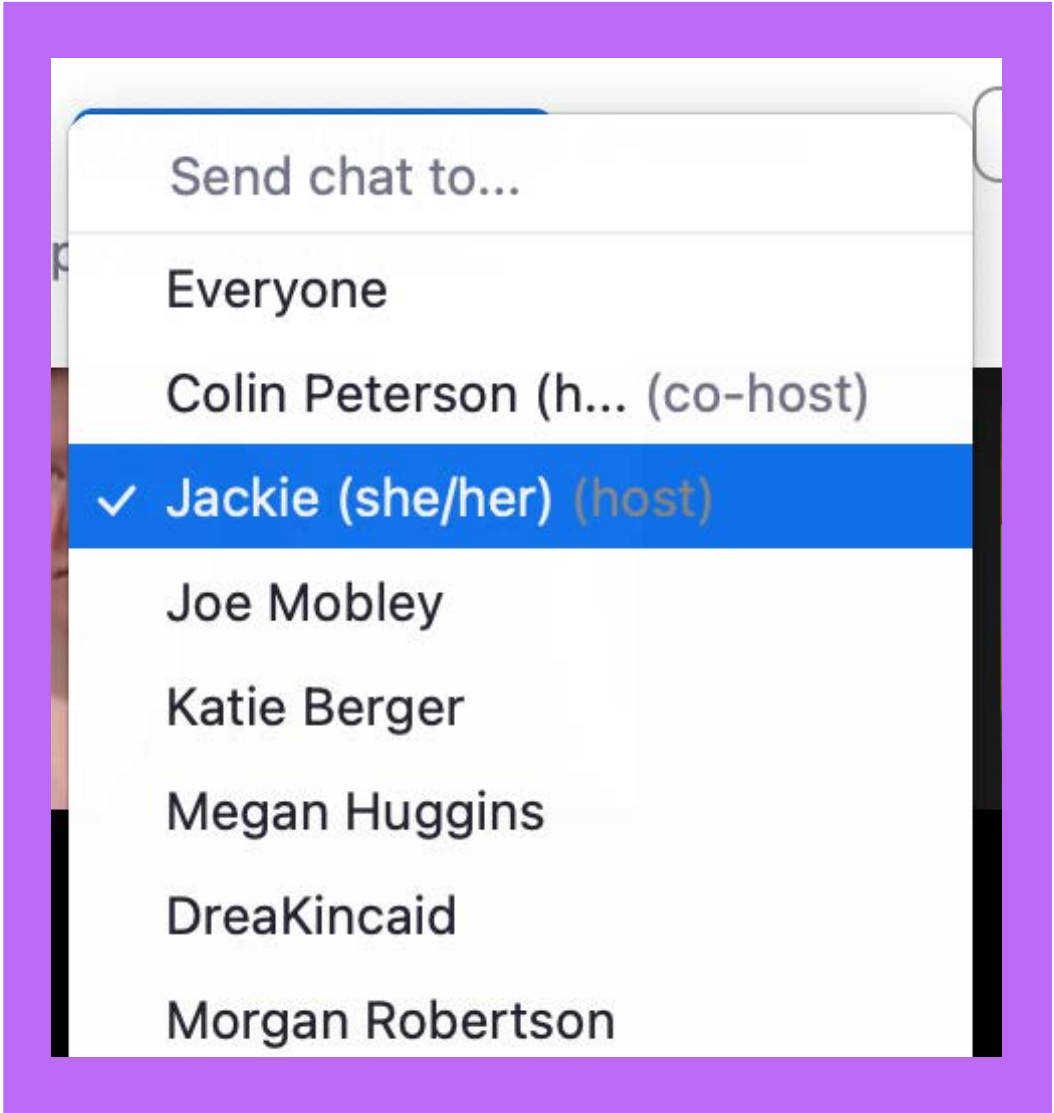
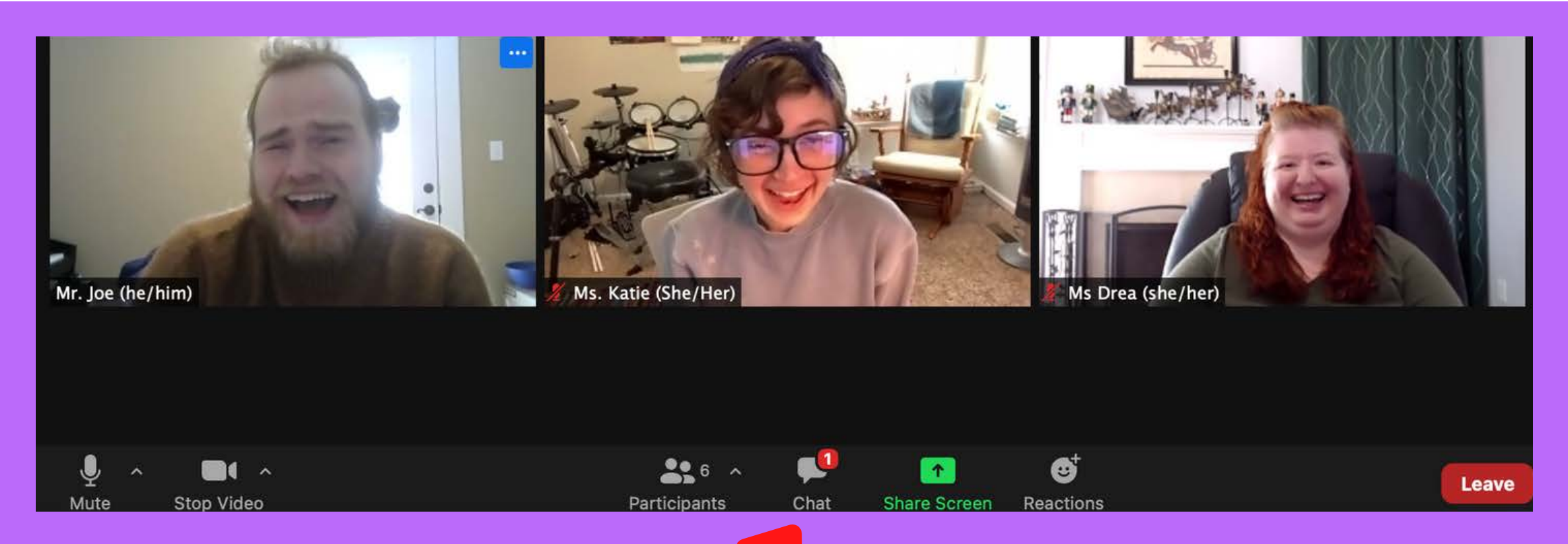


The host has asked you to start your video.

Later

Start My Video

There is a chat feature that allows me to send messages to the class. This is what the feature might look like. If I want to send a message to the entire class, I can type it here and click send. If I want to send a message to the Teaching Artist only, I can find and select my Teaching Artist's name and send my message. This is how I can communicate if I do not feel comfortable unmuting or if it is not my turn to speak. I may need help remembering what to do or how to use my Zoom tools. If I need help, I can ask the Teaching Artist by raising my hand towards the screen or sending a message in the chat.



When class is over, the Teaching Artist will say goodbye, and I might see lots of waving and motion as well as hear lots of goodbye messages. When class is over, I will click the red “Leave” button in the app. If there is ever a time I need to leave class, I can click this button. I can also rejoin the class by clicking the Zoom meeting link I clicked to start the class.



My class might meet more than once and I can repeat this process. Each class might be a little different from the last one. Between each class, my Teaching Artist might email my grown-up some activities that I can do before the next class, including a video-sharing website called Flipgrid. These are optional and I can choose to do whichever activities I want.



Mystery Trackers

At-Home Activities from Class 1

ACTIVITY #1: MYSTERY TRACKERS PROFILE

Using the worksheet provided in the Google folder or a separate piece of paper, develop your Mystery Trackers detective character! You can also share about your detective self on Flipgrid using the login information below.

ACTIVITY #2: OUR FIRST COLD CASE

Using Flipgrid, a free video recording and sharing platform, record yourself sharing any theories or intel you have from class or of your own investigations outside of class. Reply to each other's videos with comments about what they have shared or anything you want to add.

Link: <https://flipgrid.com/mysterytrackers>

Username: firstnamelastname (ex: jackiekomos)



NCT Spellbound W/F 3:30

by Claire Striet

January 14, 2021

Character Intros

Hello everyone!

In a flipgrid video please act as your character and introduce yourself to the rest of the class!


Things to tell us and questions to answer (in character!):

- Your name
- What do you want?
- Do you have any powers?
- What magical spells do you know?
- Anything else about you that we should know!

Have fun and be creative!



If I do another session after my first series of classes is complete, I might have a different Teaching Artist with different classmates. We will go on different adventures and play different characters using our imaginations. I might recognize a game or person in my new class from before and that is okay. NCT loves having me in class and is **VERY** proud of me!



Online NCT Drama School

Questions?

Contact Jackie, Education & Engagement Coordinator, at jkomos@nashvillect.org.



25 Middleton Street, Nashville, TN 37210
615-252-4675 Box Office | 615-254-9103 Main Office

This Social Story was created by: Jackie Komos and Claire Striet